

**CASE IH**  
AGRICULTURE  
THE HEART OF FARMING BEATS RED

# OPTUM CVT

270 - 300 TRACTORS



# THE NEW OPTUM CVT

## The next milestone for Case IH.

Case IH has always been focused on customer requirements in the agricultural industry. Customers have told us that they need a tractor with more power and closer to Puma dimensions for their unique applications. Our solution is the Optum CVT range, which will become the next milestone in the Case IH product history.

This range is powerful, compact and highly manoeuvrable with excellent power-to-weight-ratio. With its stunning new design and eye catching signature lighting this tractor will handle any given task with maximum performance, efficiency and reliability.

**THE OPTUM CVT. THE OPTIMAL SOLUTION.**







300

AFS

CVT

CASE IH

CASE IH





## **THE BEST OF BOTH WORLDS**

Heavy-duty performance. Compact design.





With its sleek looks and comfortable ride, it confidently puts out 271 or 300 rated horsepower, depending on model. The optimal power-to-weight ratio provides even greater versatility and opens up wider working windows in every situation. Whether its tillage, mowing, planting, or haulage during harvest, we have equipped the Optum CVT with the latest systems to ensure maximum traction in the field

and efficient handling and braking on the road. The Optum CVT offers impressive control and safety. It feels great to drive, and we are certain you will enjoy the satisfying feeling of driving the most profitable investment around.

**THE OPTUM CVT. OPTIMAL EFFICIENCY.**

### TECHNOLOGICALLY ADVANCED

With Case IH Advanced Farming Systems (AFS), you can choose from a full range of guidance solutions offering accuracy levels of up to 2.5 cm. The AFS Pro 700 monitor allows you to maintain control at any time – with HMC II (Headland Management Control II) you can maximise your efficiency when operating ISOBUS Class III- compatible implements.

# THE TOP PERFORMER

## Productivity for all applications.

For a tractor of this size, the efficient power provided is breathtakingly impressive. You can rely on the smooth, no-compromise delivery of power as the engine effortlessly lugs any primary tillage implement, and hauls large trailers economically and safely at up to 50 km/h on the road.

### THE OPTUM CVT. OPTIMAL PRODUCTIVITY.

### COMFORTABLE RIDE

The front axle provides two damping cylinders with 110 mm travel and is saddle mounted to the engine sump. An adaptive control logic is used to ensure high performance, comfort and stability.

MODELS	Rated power ECE R120 <sup>1)</sup> @ 2,100 rpm (kW/hp)	Maximum power ECE R120 <sup>1)</sup> @ 1,800 rpm (kW/hp)	Max. pump flow rate Standard (l/min)	Max. lift capacity through range [kg]
Optum 270 CVT	199 / <b>271</b>	212 / <b>288</b>	223	11,058
Optum 300 CVT	221 / <b>300</b>	230 / <b>313</b>	223	11,058

<sup>1)</sup>ECE R120 correspond to ISO 14396







#### **EFFICIENT AND PROVEN ENGINE**

The new powerful 6.7 litre, 6-cylinder engine is designed to generate power and optimise fuel efficiency. Stage IV emissions standards are achieved with our proprietary high efficiency Hi-eSCR only after-treatment system.

#### **STEPLESS PRODUCTIVITY**

The CVT continuously variable transmission gives stepless speeds from 0 to 50 km/h ECO.

#### **LIGHT AND POWERFUL**

The new engine sump design is the backbone of the tractor. This compact design minimises weight to give a 16,000 kg gross vehicle weight and an excellent payload of up to 5,500 kg. It enables the customer to add ballast when needed or when using heavy front and rear implements.



# A GREAT DAY AT WORK

The great feeling of driving the Case IH Optum CVT.

Experience the supreme level of comfort offered by the Optum CVT. Not only is it easy to use but it also looks great and is a joy to drive.

**THE OPTUM CVT. OPTIMAL DRIVING.**











- A** Left-hand cab storage area
- B** Instructional seat
- C** Luxury carpeted floor reduces noise levels from drivetrain
- D** Heated and ventilated seat with extendable/retractable lower seat cushion
- E** AFS PRO 700 touchscreen
- F** Multicontroller armrest
- G** Auto climate control

Deluxe Package is an Option





# STAY FRESH ALL DAY LONG

No better way to spend your working day.

- 1 Dual motion driver seat
- 2 Adjustable cab suspension
- 3 Front axle suspension with two damping cylinders and 110 mm travel and 8° oscillation

It is quiet enough inside the cab for you to answer calls on your phone via bluetooth while the AFS® Accuguide system takes care of steering the tractor more precisely than most drivers can ever hope to manage.

Well before the headland, the AFS Pro 700 monitor signals that it is ready to perform the sequence of movements required at the turn. You have excellent visibility of the turning area and the work area behind you – even at night – thanks to the 360° LED lighting package. The Optum CVT cab offers comfort in abundance with a

lightness and freshness that gives you more freedom and flexibility. With new suspension on the front axle, suspension on the front and rear linkages, cab suspension, and an air suspended driver's seat, the driver is isolated from bumps and jolts but very much in touch with what is happening all around.

The Optum CVT cab is designed specifically to help you drive safely on the road and work effectively in the field.

## THE OPTUM CVT. OPTIMAL COMFORT.

## COMFORT ZONE

- Quiet cab only 69 db(A)
- 360° LED work lights
- 5.87 m<sup>2</sup> glass area for best visibility
- Roomy cab with 2.6 m<sup>3</sup>
- Seat options for the most comfortable ride
- Adjustable cab suspension
- Front axle suspension with adaptive control logic



## INTUITIVE OPERATION

You've got every situation under your command.

We know how busy you and your operators are, so why waste time getting used to a new control layout when you switch tractors? In every Case IH tractor, from a Maxxum CVT to a Quadtrac, you will find the same control layout. The Optum CVT control centre is based on the Multicontroller and ICP control panel, which are both integrated into the driver's seat armrest. This means that they are ergonomically placed within easy reach so you have the key controls of the tractor at your fingertips at all times.

The Multicontroller lever is neatly configured and backlit so that it is very easy to use, even if using it for the first time. You have any situation in control as the

Multicontroller puts most of the functions you'll need in the palm of your hand.

Linkages, driveline and front suspension are set using the Intuitive Control Panel conveniently situated beside the Multicontroller lever. Flowrate dials and timers are located under the flap inside the armrest.

With the tractor performance monitor in the right-hand A-post and the AFS Pro 700 touchscreen monitor, the Optum CVT layout provides you with a clear overview and real control for safe and stress-free operation.

**THE OPTUM CVT. OPTIMAL ERGONOMICS.**





**B**

- A** Tractor and performance monitor
- B** AFS PRO 700 touchscreen
- C** Multicontroller
- D** Remote valve controls including joystick for hydraulic controls
- E** ICP - Intuitive Control Panel
- F** Front and rear PTO engagement
- G** Hydraulic and hitch settings
- H** Emergency brake



**C**

**D**

**F**

**H**

**E**

**G**





## **POWER TO THE GROUND**

Efficiency hour after hour.

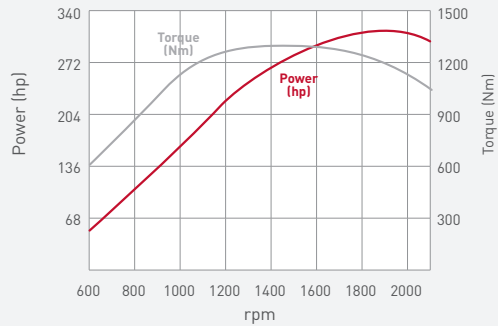




Hour after hour in the field, the Optum CVT performs extremely efficiently thanks to our proven FPT engines and CVT transmission. In addition the APM Automatic Productivity Management system controls engine revs and transmission ratio to give optimum efficiency and fuel savings.

**THE OPTUM CVT. OPTIMAL EFFICIENCY.**

## OPTUM 300 CVT



# PRODUCTIVE POWER

Designed to be efficient in the toughest conditions.

The Optum CVT is equipped with a new 6-cylinder FPT engine, designed in-house to deliver up to 300 rated horsepower smoothly and efficiently. Tier IV compliant, the proven Hi-eSCR exhaust treatment system lets the engine breathe so it can continuously output top performance while reducing fuel consumption. This is proven in the DLG PowerMix test, where the Optum CVT achieved an excellent specific fuel consumption of only 249 g/kWh.

What defines a Case IH tractor, is its ability to churn out high torque when the conditions get really tough. As the engine lugs down, the variable geometry turbocharger (eVGT) opens to increase torque, while moving to an extremely efficient setting at higher engine revs.

The cooling system in the Optum CVT works independently from engine speed with precise electronic control. To reduce down-time a reversible fan or a

variable pitch fan is available. It can be manually activated to blow chaff and debris off the front grilles or the function saved in the Headland Management Control II system to clean the radiator automatically.

A high performance exhaust brake brings a 40% increase in braking power by including cooling fan and eVGT settings to bring braking efficiency to even higher levels and extend brake life.

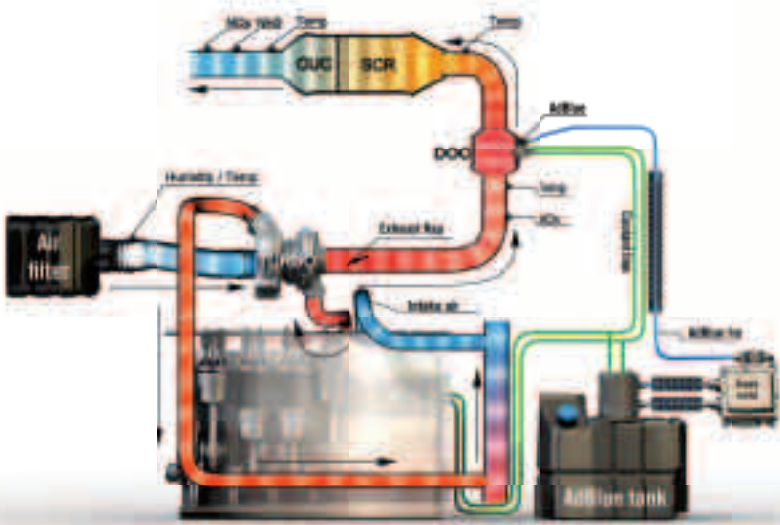

With its industry leading fuel tank capacity, the Optum CVT can spend all day in the field; something we are sure you and your operators will look forward to, as the power and comfort delivered by the Case IH Optum CVT can become addictive.

### THE OPTUM CVT. OPTIMAL POWER.

### ADVANTAGES

- Latest FPT engine technology with up to 300 rated hp
- HI-eSCR exhaust gas treatment without particle filter or EGR
- eVGT turbocharger for faster engine response and increased torque
- APM Automatic Productivity Management and ECO Drive helps to cut fuel consumption
- Excellent DLG PowerMix figure of 249 g/kWh
- Huge 630 litre fuel tank and 96 litre AdBlue tank
- Standard high power exhaust brake
- Industry leading 600 hour service interval














# EFFICIENT CVT TRANSMISSION

Work your best, always.

CVT continuously variable transmission on Optum CVT – puts you in total control. With seamless acceleration from zero to top speed, integrated creeper and only 1600 revs at 50 km/h, the CVT transmission also features Active Stop so you can stop and start on hills without using the clutch or brakes.

We have not only developed these clever power transmission systems just because they are efficient, but also because they are easy to use and enhance your operating safety.

## THE OPTUM CVT. OPTIMAL EFFICIENCY.

### ADVANTAGES

- Continuously variable transmission 0 to 50 km/h ECO without changing any gears
- Efficient DKT™ Double Clutch Technology
- APM Automatic Productivity Management ensures optimum efficiency
- Automatic parking brake
- Active Stop holds the tractor stationary on any slope without applying the brakes
- Sensitive driving with foot pedal and kick-down function for fast response

# PRODUCTIVE AND VERSATILE

Built to power any implement.

Versatility and productivity is the heart of the Optum CVT. These tractors are capable of handling anything asked of them; compact enough for mowing, powerful enough for heavy draft work.

With the new front and rear axle design, a wheelbase of 2,995 mm and 2.15 m diameter tyres (e.g. 710/75R42) ensure impressive traction and agility.

**THE OPTUM CVT. OPTIMAL VERSATILITY.**













# FOUR-SPEED REAR PTO – TWO-SPEED FRONT PTO

Powerful or economical – the choice is yours.

PTOs are fitted front and rear, with four electronically selected speeds standard on the rear PTO and the new 2-speed PTO option integrated into the front hitch. The PTOs are operated using the control panel integrated into the MultiController armrest.

For jobs with lower power requirements, the Optum CVT features 540E/1,000E rpm rear and 1,000E front PTO speed. The Eco speeds are attained under 1,600 engine rpm which cuts down fuel consumption and noise.

Soft Start works when it detects a higher starting resistance when the PTO engages, and steadily increases

the torque load. A hydraulic brake stops the PTO shaft when the PTO is switched off. The hydraulically activated and electronically controlled system allows smooth modulation and protects components and implements.

Auto PTO management can disengage the PTO when the linkage is raised and re-engage it when lowered. The point when the PTO is engaged and disengaged can also be programmed in the new Headland Management Control II.

## THE OPTUM CVT. OPTIMAL POWER TRANSFER.

## ADVANTAGES

- Rear 4-speed PTO standard
- Exclusive front 2-speed PTO is optional
- Auto PTO management
- Soft Start PTO takes care of your implements
- Front PTO for greater productivity
- PTO operation can be fully integrated in the Headland Management Control II

	PTO speed	Engine speed [rpm]
4-speed rear PTO	540 / 540 E / 1,000 / 1,000 E	1,930 / 1,598 / 1,853 / 1,583
2-speed front PTO	1,000 / 1,000 E	1,886 / 1,585



## VERSATILE CONNECTIONS

Built to handle the heaviest implements.

Case IH has engineered the hydraulic system on the Optum CVT around a powerful variable pump that has a capacity of up to 223 l/min. This gives the front and rear hitch a lift capacity that can handle the heaviest implements with ease. This gives you the opportunity to work with larger implements to increase productivity. The hydraulic pump is designed to produce a high flow rate at lower engine revs, so even the highest demand on the remote valves won't unsettle the Optum CVT while saving fuel at the same time.

At the rear, five electronic remote valves are fitted with simultaneous oil flow rates that can power the largest

machines. These valves are fully configurable using the flowrate and timer controls in the driver's seat armrest. A Power Beyond manifold is fitted as standard.

The Optum CVT can be also supplied with mid-mount valves for the front hitch.

Both the rear and front remotes can be operated from the ground using external controls.

Check out the technical specifications. You will be impressed.

### THE OPTUM CVT. OPTIMAL FLEXIBILITY.

### ADVANTAGES

- Maximum rear lift capacity through range of 11,058 kg
- Five electronic rear remote valves and three mid mounted valves as standard
- 223 l/min pump flow for high demand implements
- Fully integrated front linkage with industry leading 5,821 kg lift capacity



Adjustable flowrate and timer settings on the AFS Pro 700 monitor.

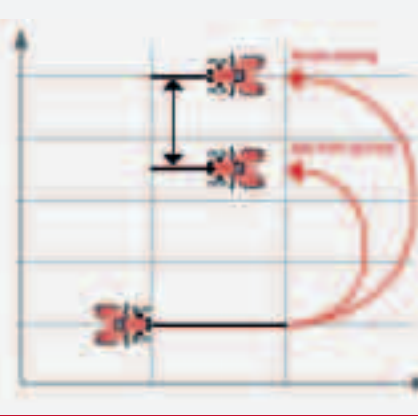








- 1 4WD and differential lock management.
- 2 Optional Steer-by-ABS and Auto-Steer-by-Brake reduces turning radius and lessens paddock damage.
- 3 Monitor tyre pressure of up to 16 tyres either on the tractor and implements.



# OPTIMAL TRACTION AND ENHANCED SAFETY

Maintain agility – working in the field and braking on the road.

You will discover that the Optum CVT develops impressive tractive power in the field and opens up a range of higher payloads up to 5,500 kg. The front axle is suspended by dual cylinders and a new reactive steering to centre the front wheels. Duals can be fitted to both rear and front, reducing slip as well as compaction.

This tractor has an impressive turning circle and can be fitted with a wide range of trailer hitches, from the standard drawbar to the ball-type coupling for heavy haulage jobs.

The Optum CVT has a very high power-to-weight ratio and is capable of travelling at high speed with heavy loads on the road. As an option, you can equip the Optum CVT with

ABS brakes to provide the best possible braking power. The tractor will pull up evenly under heavy braking even if two wheels are off the side of the road.

A tyre pressure monitoring system is also available, which allows the operator to monitor up to 16 tyres on the tractor and trailer. The system is integrated into the AFS Pro 700 monitor and allows the operator to set parameters which if exceeded, will warn the operator. With an airline connection at the rear of the machine, the operator can re-inflate a flat tyre to get back home.

## THE OPTUM CVT. OPTIMAL SAFETY.

### ADVANTAGES

- 4WD and differential lock management
- Turning radius of just 7.7 m
- Front axle suspension increases stability and traction
- ABS Anti-Lock Braking System to stop quickly and confidently
- Auto-Steer-by-Brake (ABS advanced)
- Tyre pressure monitor system to keep optimal traction
- Up to 2,000 kg front ballast or rear wheel ballast up to 1,182 kg ex factory
- Versatile tyre offering up to 2.15 m diameter



## **STAY ON THE RIGHT TRACK**

Case IH Advanced Farming Systems (AFS®) for top efficiency.





What adds to the great feeling of owning and driving Case IH's latest tractor is knowing that the Optum CVT is an intelligent investment. This is underlined by value-adding features such as the latest Advanced Farming System (AFS), full ISOBUS III compatibility and the HMC II headland management system. We have designed our AFS concept to optimise your operating costs and make driving long days in the field an enjoyable, stress-free experience.

ISOBUS compatibility goes without saying on this class of tractor and controls on the Optum CVT's touchscreen monitor are the best you will experience. Likewise, we have enabled the headland management system (HMC II) to automate more of the tractor's operations.

**THE OPTUM CVT. OPTIMAL PROFITABILITY.**









## TRUE SENSE OF DIRECTION

Step up the way you work with Advanced Farming Systems.

Case IH Advanced Farming Systems (AFS®) have been at the forefront of precision farming for more than a decade. Case IH AFS tools include everything you need to achieve repeatable accuracy, reduce overlaps, cut input costs and maximise your profitability.

As standard, Optum CVT tractors are AFS Accuguide-ready and fitted with an AFS Pro 700 touchscreen monitor. This means that your dealer can pre-install a fully integrated GPS/GLONASS guidance system to give you industry-leading precision in the field. Add a local RTK base station and it points you directly to 2.5 cm pass-on-pass accuracy. Don't worry about line-of-sight signal reception; our software features the xFill app that bridges

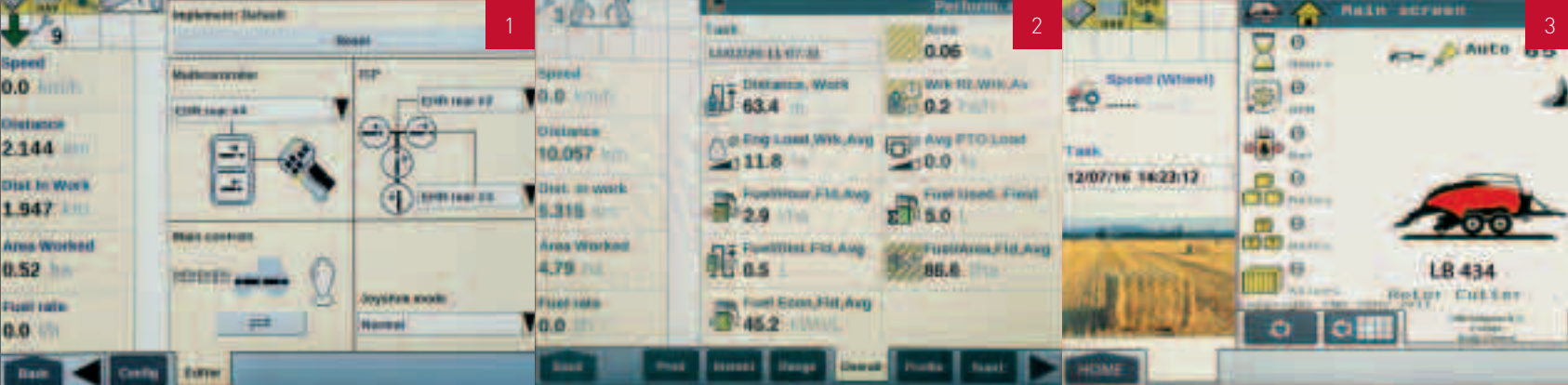
the RTK system for up to 20 minutes so the AFS system keeps its direction even in the shadow of buildings etc.

The optional Case IH AFS Connect™ telematics system allows farm owners and managers to monitor and manage their machinery from the farm office. They track machines in real time on the farm computer to observe how the machines are performing through the use of precision guidance GPS signals and wireless data networks. Analysing the data it provides helps to improve logistics, minimise fuel consumption and maximise performance.

### THE OPTUM CVT. OPTIMAL GUIDANCE.

### ADVANTAGES

- GLONASS/GPS antenna
- Low cost RangePoint or CenterPoint RTX signal solutions
- Optional high accuracy RTK signal with accuracy levels up to 2.5 cm available
- Integrated AccuGuide AutoGuidance
- xFill bridges RTK signal gaps of up to 20 minutes
- Accurately pinpoint all machines with AFS Connect™



- 1 Individually configure remote valve controls
- 2 Performance monitoring
- 3 Monitor your equipment with video cameras

# PRECISE CONTROL

Interactive, integrated and intuitive.

The AFS Pro 700 is the Optum CVT's in-flight productivity tool. Integrated into the driver's seat armrest, this touch screen monitor gives the operator complete control over all the tractor's automated functions while providing on-the-move feedback on running costs and yield.

It is easy to set up the tractor using the intuitive AFS Pro 700 for the AFS auto-guidance system and synchronise with ISOBUS-compatible machinery. You can also programme and adjust hydraulic flowrates and timers, record headland sequences and connect up to three cameras.

Once everything is set up, two key features that operators will use are AFS guidance and the implement screens, which are displayed automatically on the monitor when ISOBUS-compatible machines are connected. Now you have full control over the implement, including time and distance based headland management, using the touch screen.

The monitor also provides feedback on productivity and fuel consumption, which you can transmit automatically to your farm PC or save to an external USB drive. The Optum CVT is your go-to productivity professional.

## THE OPTUM CVT. OPTIMAL CONTROL.

### ADVANTAGES

- Intuitive AFS Pro 700 touch screen
- Improved productivity with up-to-the-minute information
- Dual screen compatible for those who like to install a second AFS Pro 700 monitor on the baler bar
- Individually configure remote valves on the Multicontroller lever
- Keep an eye on areas which you can't see from the driver seat with optional cameras
- Get instant messages from AFS Connect™














# THE PRODUCTIVITY PROFESSIONALS

Headland Management Control II and integrated ISOBUS compatibility.

The Headland Management Control II is designed to assist the driver when turning at the headland. Each step can be programmed either by time or distance travelled. In addition, certain triggers can be set for automated functions such as lowering engine speed after lifting the implement. A headland sequence can be recorded while driving or programmed at a stand still. Playback of the headland sequence can be run automatically or manually, and can be accessed via the Multicontroller, the AFS Pro 700 monitor or the ICP (Intuitive Control Panel) on the armrest.

In contrast to ISOBUS I and II, with ISOBUS III it is possible for the implement to control the tractor. The Optum CVT will automatically adjust forward speed, hitch position and PTO speed, as well as operating remote valves depending on the implement. The result is optimum efficiency of the implement and tractor and an easier work day for the operator!

## THE OPTUM CVT. OPTIMAL AUTOMATISATION.

### ADVANTAGES

- Headland Management Control II automates workflows for less operator fatigue and higher productivity.
- ISOBUS II watch and control implement settings with the AFS Pro 700 monitor
- ISOBUS III for best efficiency; The attached implement controls tractor speed, hitch raise/lower and PTO speed.



# KEEP FARMING

Servicing made simple.

We know that in this business time is critical and the less time required for servicing the better. Daily checks and routine maintenance on a Case IH Optum CVT are straightforward and convenient. Simply do your standard checks and your Optum CVT is ready for action.

We have designed Optum CVT tractors for extended 600-hour service intervals to keep your maintenance costs down and keep you farming.

## THE OPTUM CVT. OPTIMAL SERVICING.

## ADVANTAGES

- Unrivaled 600-hour maintenance intervals for engine and 1,200 hours for transmission and hydraulics
- No particle filter servicing needed due to high efficiency eSCR exhaust gas treatment
- Easy access for fast daily checks
- Reversible fan cleans cooling package automatically reducing downtime
- Airline connection (optional) at the rear for in-field cleaning
- Industry leading 630 litre fuel tank capacity and 96 litres of AdBlue for a longer working day









When you buy a Case IH machine, you can be sure not only that you're buying the best product, but also that you've got the best dealer back-up behind you. Case IH dealers can offer advice on selecting and financing the right machine, will ensure they deliver what you need when you need it, and will then continue to back you and your equipment with the service and spare parts supply you'd expect from a name as trusted as Case IH.

## SYSTEM SOLUTIONS

We'll keep you farming.

### AN OPTIMAL FINANCING SOLUTION FOR EVERY INVESTMENT

CNH Industrial Capital's extensive experience in the agricultural industry has created a deep understanding of your unique needs. Competitive equipment financing with flexible payments can be timed to your cash flow. Or, conserve capital and reduce upfront payments with operating lease options. For other needs, choose from commercial revolving accounts specific to the agricultural industry. We can even help you protect your equipment investment with a wide variety of insurance and equipment protection products. There are financing options that fit the way you farm. CNH Industrial Capital helps you find them.



### ALL THE PARTS AND SERVICE TO KEEP YOUR EQUIPMENT RUNNING

Find the full line of Case IH parts and components at your local dealer. Plus full service maintenance programmes and industry leading warranties. It's expertise applied by skilled, factory-trained service professionals committed to providing you maximum uptime, season after season.



3 Years/3,000 hours RedCover  
Comprehensive Warranty







## MADE IN AUSTRIA

Built with passion.

Every Case IH Optum CVT tractor carries the flag for Austrian engineering and manufacturing excellence. Home of the Case IH European headquarters, the St Valentine plant relies on the passion and expertise of our engineers and production workers, as well as state-of-the-art assembly lines to produce tractors ranging from 86 to 300 hp with the highest quality and precision.

Ninety percent of tractors produced here are exported, carrying our culture of excellence around the world. The CNH Industrial tractor plant in St. Valentine, Austria, performs impressively in the annual World Class

Manufacturing (WCM) audit, a success that is attributed to world-class production and highly-qualified employees. WCM stands for competence, quality and performance of enthusiastic staff.

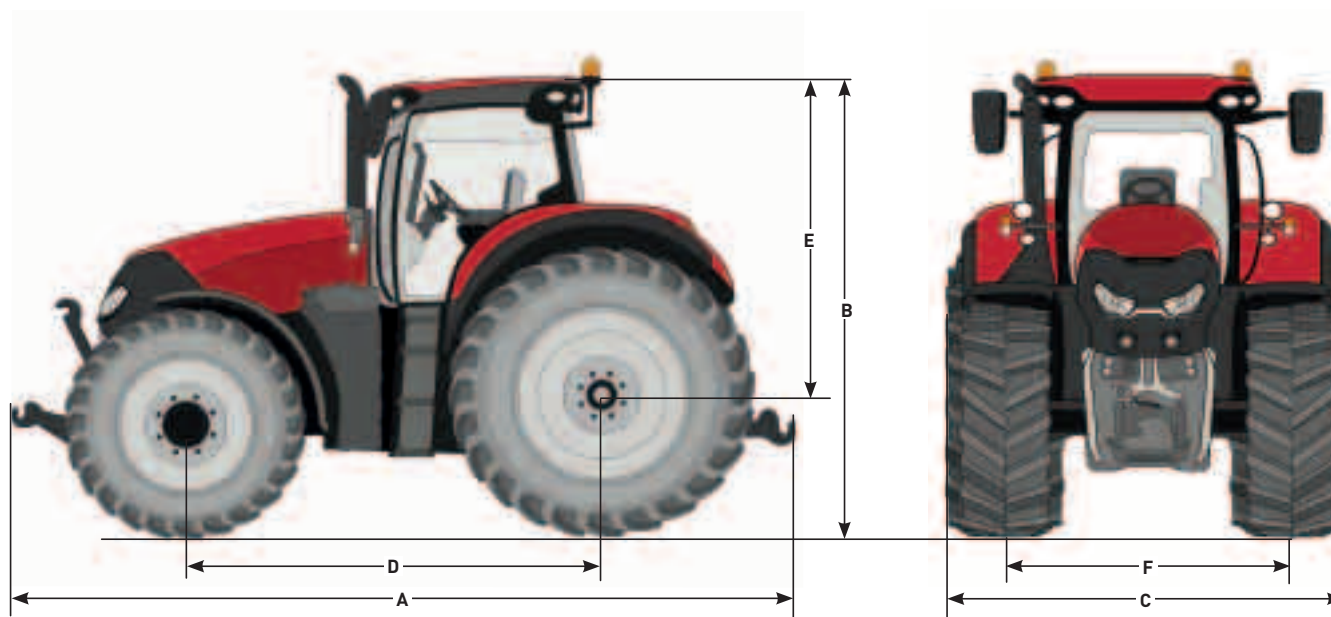
Processes are optimised and testing as well as quality controls follow strict regulations that go far beyond recognised industry standards. Our clear focus is to deliver machines that are ideal for leading farming businesses and contractors.

MODELS	OPTUM 270 CVT	OPTUM 300 CVT
<b>ENGINE</b>	<b>FPT</b>	<b>FPT</b>
Number of cylinders	6	6
Type	Common Rail Diesel engine with 24 valves, eVGT single turbocharger and Hi-eSCR only exhaust after treatment	
Emission level	Stage IV	Stage IV
Capacity (cm <sup>3</sup> )	6,728	6,728
Maximum power ECE R120 <sup>3l</sup> (kW/hp @ 1,800 rpm)	212 / <b>288</b>	230 / <b>313</b>
Rated power ECE R120 <sup>3l</sup> (kW/hp @ 2,100 rpm)	199 / <b>271</b>	221 / <b>300</b>
Maximum torque (Nm @ 1,400 rpm)	1,194	1,282
Torque rise (%)	32	28
Fuel tank, diesel / urea (litres)	630 / 96	630 / 96
<b>TRANSMISSION</b>		
Continuously variable transmission 50km/h ECO	•	•
Powershuttle	•	•
Rear axle diff-lock type	Multi disc wet plate with management system	
Service brake	Hydraulically operated multiple wet disc brake, self adjusting	
<b>REAR POWER TAKE OFF</b>		
Type	Electro-hydraulic with Auto PTO control	
Speeds	540 / 540E / 1,000 / 1,000E	
... at engine speeds (rpm)	1,930 / 1,598 / 1,853 / 1,583	
Shaft type Standard (Option)	1 3/8" 21 splines (1 3/8" 6 splines, 1 3/4" 20 splines)	
<b>FRONT PTO AND FRONT HITCH</b>	o	o
Speeds	1,000 / 1,000E	
... at engine speeds (rpm)	1,886 / 1,585	
Max. lift capacity (kg)	5,821	
OECD lift capacity through range @ 610 mm (kg)	4,487	
<b>FOUR-WHEEL DRIVE AND STEERING (DRIVELINE)</b>		
Type	Electro-hydraulic with management system, electro-hydraulic differential lock and active front suspension system standard	
ABS Anti-lock Braking System	o	o
Front axle suspension	•	•
Steering angle (°)	55	55
Min. turning radius <sup>1l</sup> track setting 1,930mm (m)	7.7	7.7
<b>HYDRAULIC SYSTEM</b>		
System type	Variable displacement, pressure flow compensated pump	
Max. pump flow rate (l/min)	223	223
System pressure (bar)	215	215
Control type	Electronic Hitch Control (EHC) with cushion ride control	
Max. lift capacity through range (kg)	11,058	11,058
OECD lift capacity through range @ 610 mm (kg)	10,305	10,305
Max. number of rear remote valves	5 electronic	
Max. number of mid mount valves with electronic joystick	3 electronic	
Remote valve timer control	1 - 60 seconds on all models	
Category type	Cat III / IVN	Cat III / IVN




MODELS	OPTUM 270 CVT	OPTUM 300 CVT
<b>WEIGHT</b>		
Approximate shipping weight (kg)	10,500	10,500
Permissible total weight (kg)	16,000	16,000
Max. permissible weight front single / dual wheels (kg)	7,500 / 6,500	7,500 / 6,500
Max. permissible weight rear (kg)	11,600	11,600
<b>DIMENSIONS</b>		
A: Max. length with front and rear lower links down (mm)	5,700	5,700
B: Total height (mm)	3,265	3,265
C: Minimum width across rear tyres (min./max.) (mm)	2,536 / 2,993	2,536 / 2,993
D: Wheel base (mm)	2,995	2,995
E: Height at centre of rear axle, highest point (susp.cab) (mm)	2,341	2,341
F: Track setting front (mm)	1,858 - 2,258	1,858 - 2,258
rear (mm)	Bar axle: 1,840 - 2,374	Bar axle: 1,840 - 2,374
<b>STANDARD TYRES <sup>2)</sup></b>		
Front	600 / 70 R30	600 / 70 R30
Rear	710 / 70 R42	800 / 70 R38
<b>AVAILABLE GROUP 49 TYRE COMBINATION</b>		
Front		IF 650 / 60 R34 <sup>4)</sup>
Rear		IF 900 / 60 R42 <sup>4)</sup>

● Standard Equipment    ○ Optional Equipment    <sup>1)</sup> With standard tyres    <sup>2)</sup> Other tyres on request    <sup>3)</sup> ECE R120 correspond to ISO 14396    <sup>4)</sup> IF = Improved Flexion ==→ up to 20 more load capacity at identical air pressure



**CNH Industrial Australia Pty Ltd**  
**31-53 Kurrajong Road, St Marys NSW, Australia, 2760**

 Safety never hurts! Always read the Operator's Manual before working with any equipment. Inspect equipment before using it, and be sure it is operating properly. Follow the product safety signs, and use any safety features provided. This literature has been published for worldwide circulation. The standard and optional equipment and the availability of individual models may vary from one country to the next. Case IH reserves the right to undertake modifications without prior notice to the design and technical equipment at all times without this resulting in any obligation whatsoever to make such modifications to units already sold. Whilst every effort is made to ensure that the specifications, descriptions and illustrations in this brochure are correct at the time of going to press, these are also subject to change without prior notice. Illustrations may show optional equipment or may not show all standard equipment. Case IH recommends **AKCELA** lubricants.

