

CASE II
AGRICULTURE
THE HEART OF FARMING BEATS RED

MAXXUM

112 – 141 HP TRACTORS





CASE IH MAXXUM

The world of farming is changing. Will you be ready?



- LEADING THE INDUSTRY** 4-5
- OPERATOR ENVIRONMENT** 6-7
- POWER AND PERFORMANCE** 8-9
- MAXXUM FAMILY OF TRACTORS** 10-11
- TRANSMISSION AND PTO** 12-13
- INTUITIVE INNOVATION** 14-15
- MAXIMUM UPTIME** 16-17
- LOADERS AND ATTACHMENTS** 18-19
- SERVICE AND SUPPORT** 20-21
- PRODUCT SPECIFICATIONS** 22-23

Every year, a growing world demands more food, more fibre, more fuel and you get to produce it with less land, less resources and a greater focus on sustainability. Case IH is there to help you be ready with people who work alongside you to understand your operation and your needs. We're there with equipment designed to help you get more done and do it more efficiently. For example, livestock producers, row-crop farmers and mixed-farm enterprises can count on the Maxxum tractors to be ready for the seasons ahead.

PERFORMANCE, VERSATILITY, COMFORT

A tractor like this comes once in a generation.



Maxxum tractors have joined the ranks of Case IH high horsepower tractors powered by FPT engines with proven technology that provides increased performance and fuel efficiency. Maxxum tractors are designed to handle the multiple tasks of livestock operations, row-crop applications and roadside mowing. In addition to enhanced cab visibility and thoughtfully designed controls and comfort.



POWER AND PRODUCTIVITY

Maxxum tractors are designed to provide more horsepower when you need it for rough spots and tough jobs, and better engine performance and fuel economy. Outstanding horsepower in its class.

INTUITIVE INNOVATION

Nobody understands the challenges you face better than you do. That's why Case IH design engineers work with real tractor users to innovate the new ideas we include in every tractor we make. So when the Maxxum series includes features like the exclusive Turn Assist option to improve loader productivity, or a convenient roof hatch for better visibility, it's because we listened to 'the people' who really matter: the ones in the driver's seat.

MAXIMUM UPTIME

You want to spend your time working with your tractor, not on it. Case IH design technology provides long-term durability and outstanding fuel efficiency for tractors that start out strong and keep running strong over the long haul. Ground-level maintenance access makes checking fluid and filters a snap, while 600-hour oil and filter change intervals keep you up and running more hours per season, season after season.

OPERATOR ENVIRONMENT

You and your tractor put in long, hard days together. Operator comfort is no luxury; it's a productivity must. So the Maxxum series offers better comfort, better visibility and better control to make the long days – and the big jobs – fly by. And Case IH cab suspension provides a smooth, comfortable ride in the field or out on the road.

A BETTER WORKPLACE

A better day's work starts with a better workplace.

Operator comfort isn't about making the workday easy. It's all about making every day as productive as possible, even when it starts before sunrise or stretches past sunset. The Maxxum operator environment is designed to make the long hours, and the tough tasks, fly by. The Maxxum Series provides unmatched visibility, and industry-leading cab suspension. All in all, the Case IH Maxxum cab provides the comfort and ease of operation needed to maximise in-field performance during long workdays.



CAB SUSPENSION

Reducing the shock loads to the operator by 25 percent, the Maxxum cab suspension offers superior operator comfort, both on the road and in the field. Designed with durable components, this continuously active, adjustable system offers five settings and a full four inches of cab travel.

PREMIUM AIR SEAT

The air seat offers the latest in comfort technologies. It is equipped with a low-frequency suspension system, a retractable seat belt, an adjustable armrest and backrest, lumbar support, and base cushion adjustment.

BETTER VISIBILITY

The Maxxum SurroundVision cab offers unobstructed vision in all directions, including a high-visibility roof panel with optional opening window. The narrow, sloping hood is closely formed around the engine for excellent visibility of front-mounted implements.




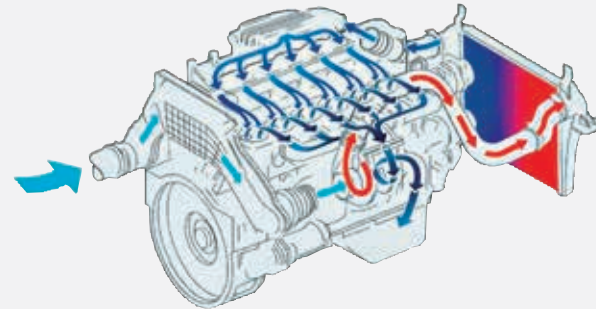

POWER AND PERFORMANCE MADE SIMPLE

What could be simpler? Select your horsepower, then pick your configuration. The new Case IH Maxxum series tractors are available in two configurations: with three horsepower offerings from 112 – 141 (92 – 121 PTO) engine horsepower.



SAVING YOU MONEY

Fuel efficiency and reliability are hallmarks of the proven, Tier III engine in Case IH Maxxum models. This mechanical 2-valve per cylinder engine includes minimal electronics, for no nonsense control and horsepower without the frills. Easy to maintain and service, this workhorse will prove itself for years in the field.



POWER WHEN YOU NEED IT

More work, less service time with 600 hour service intervals. The Case IH FPT engines keep working harder and longer. Designed by FPT, the Case IH engine delivers power and efficiency.

PERFORMANCE DETAILS THAT MAKE THE DIFFERENCE

Inlet and exhaust manifolds are positioned on opposite sides of the Maxxum cross-flow cylinder head, allowing the use of large inlet and exhaust ports for optimum air/fuel mixing and combustion. And all models feature cooling with a 9-blade viscous fan, which runs quieter than conventional fixed fans.

BIG TANKS FOR LONG DAYS

The high-capacity fuel tanks permit longer work periods before refueling. A wide filler opening allows easy refilling from ground level, with no spilling of fuel, and a water in fuel sensor and tank guard are standard equipment on all Maxxum models. Maxxum 4-cylinder models feature 175 L capacity, while the Maxxum 6-cylinder model tank capacity is 250 L.

LIVESTOCK? ROW CROP? ROADSIDE MOWING?

There's a maxxum model for you.

The Case IH Maxxum series offers you state-of-the-art features to help deliver better productivity and greater profitability. These tractors are designed to handle the multiple tasks of livestock operations, row-crop applications and roadside mowing with enhanced cab visibility plus power, fuel economy, ease of use and solid performance.



PICK THE MODEL THAT WORKS FOR YOU

The variety of Maxxum series models makes it easy to choose the tractor that's best for your needs. First, pick your engine from 92 – 112 PTO HP. Then, choose your specification based on your need. Whichever you choose, you'll get performance, productivity, and long, reliable service life.

A HARD-WORKING, VERSATILE WORKHORSE

Nothing beats Case IH Maxxum tractors for flexibility, maneuverability and serviceability. Here's the ideal tractor for the midsize farm, loader applications, haymaking, mowing, mixed farming operations with crops and livestock, and more. Get all the industry-leading features you want – and nothing you don't – on this powerful, multipurpose machine.



Model Number	PTO HP	ENGINE
MAXXUM 110	92	4.5 Litre / 4-Cylinder
MAXXUM 125	106	6.7 Litre / 6-Cylinder
MAXXUM 140	121	6.7 Litre / 6-Cylinder

ENHANCED VERSATILITY AND MANOEUVRABILITY

Maxxum transmissions give you the level of automation you need to optimise your productivity - both in the field and on the road. A fully integrated electronically-controlled PTO system on both models makes operating machinery safe and efficient.

TAKE YOUR PICK OF TRANSMISSIONS

24x24 Synchro with two-speed Hi/Lo Powershift (Optional)

16x16 Semi-Powershift with Autoshift (Standard)

Creeper option available on 16x16 (Optional)

17x16 Semi-Powershift with 50kph AutoField and AutoRoad modes (Optional)

17x16 Semi-Powershift 40 kph ECO with AutoField and AutoRoad modes (Optional)

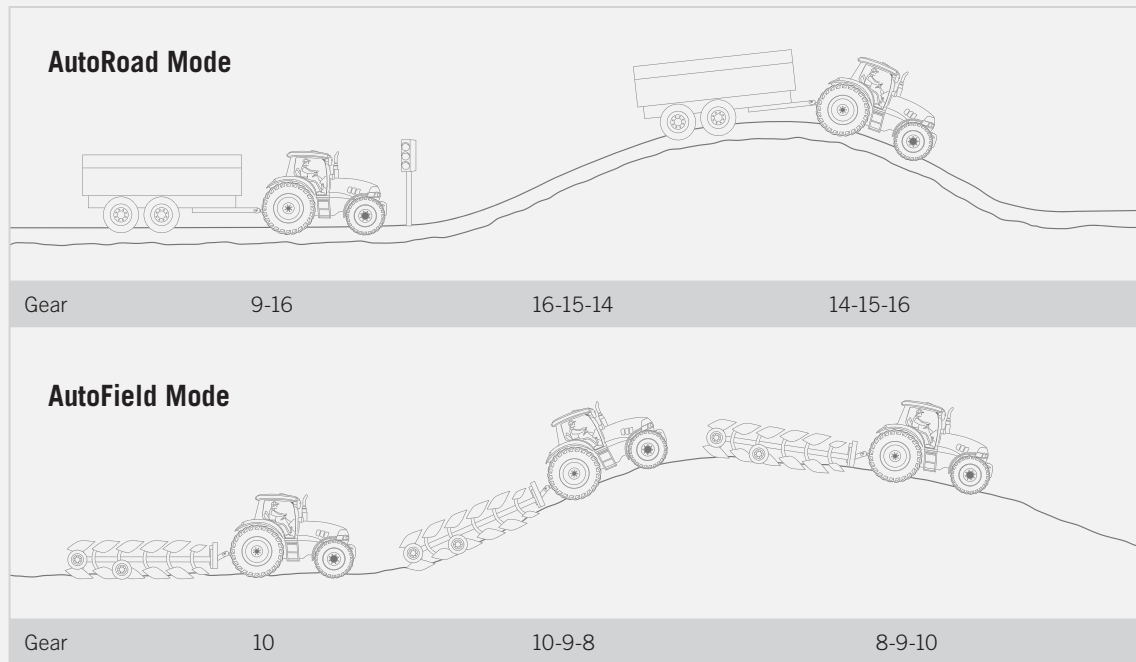
CVT also available – See Maxxum CVT Brochure

ECO GEAR SAVES YOU MONEY AT 40 KPH

Maintaining 40 kph at reduced engine revs of just 1900 rpm (instead of 2200 rpm in 16th gear) means less wear to the engine and fuel savings of 10%. That represents a substantial reduction in your fuel bill if your tractor is being used for transport work as well as in the field.

HIGHLY EFFICIENT PTO

The rear PTO on all Maxxum tractors features a 540/750/1000 rpm system driven directly from the engine flywheel for maximum efficiency. A soft start system gradually increases output torque during start-up to reduce the strain on machinery and drive shafts. A 1000 rpm front PTO is also available for extra versatility. Easily-accessible PTO switches are located on the tractor fenders next to the hitch buttons so machines can be operated from the ground.



AUTO SHIFT

AutoField and AutoRoad modes optimise the Semi-Powershift transmission and provide automatic shifting based on load for increased productivity and fuel savings. Gear shifts are smooth because they are based on load. Small loads and shifts will be slow, large and they will be fast.



ACHIEVE MORE IN A SINGLE PASS WITH A FRONT HITCH AND PTO

Boost productivity even further by operating front and rear end implement combinations simultaneously. Maxxum tractors are available with Cat II front linkages and a 1000rpm PTO fully integrated into the tractor with a maximum lift capacity of 3700kg.



NOBODY KNOWS YOUR CHALLENGES BETTER THAN YOU

That's why there's nobody we'd rather listen to.

At Case IH, we use a process called Customer Driven Product Design (CDPD). At its heart, it's based on the simple idea that nobody knows more about what a piece of equipment should do than the people who use it. Case IH engineers work with producers in the field to build better tools and technologies that deliver meaningful, easy to use performance advantages. That's where the innovations in these Maxxum tractors come from.





MAXIMUM POWER TO THE GROUND

Maxxum tractors give you power and the capability to control it with ease. In addition to the traction management system, your Maxxum tractor is equipped with a range of features to improve steering, braking and safety both on the road and around the yard.

PROVEN DRIVELINE SPECIFICATIONS


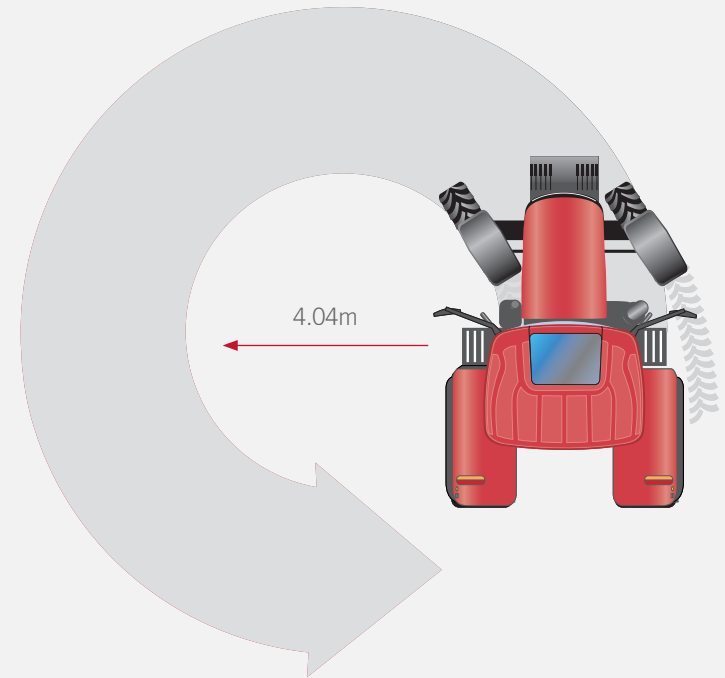
Faster and smoother operation is possible without compromising safety or stressing the operator. Combined with the tractor's favourable performance to weight ratio, these features are designed to deliver maximum traction and minimum compaction.

POWERFUL ALL-WHEEL BRAKING

Heavy duty, maintenance-free, oil immersed disc brakes. Hydraulic and air brake systems for trailers are also available.

IMPRESSIVE TURNING CIRCLE

Due to their compact engine dimensions Maxxum tractors have an extremely tight turning radius. Dynamic Fenders, fitted, give these tractors an additional 30% in steering angle for really superb handling characteristics.



SUSPENDED FRONT AXLE

Suspended front axle option provides a more comfortable ride, increased traction and enhanced fuel efficiency.

SPEND YOUR TIME WORKING WITH YOUR TRACTOR, NOT ON IT

Long as they may be, workdays are too short to spend any more time than you have to tending to your equipment. Getting the most out of yourself, and your tractor, means spending your time getting the job done. So Maxxum tractors are designed for the long hours you put in, offering more uptime and higher productivity. Long story short, you get long days, long service intervals, long service life.





GET ROLLING QUICKER EVERY DAY

Maxxum series tractors are designed to make maintenance quick and easy by offering excellent service access. For instance, for routine maintenance, there's no need to remove the service side shields. In fact, you can check the oil without even raising the hood.

IT'S ALL WITHIN REACH

In the spirit of keeping things simple, radiators and coolers fold out for convenient access. That means the cleaning process is quick and easy.

GO LONGER BETWEEN OIL CHANGES

Smart engine design offers more than power and economy – it also provides longer service intervals. Maxxum tractor engine oil and filter change intervals are both 600 hours. The oil filter is easily replaced from the left side of the tractor.

A LOW-MAINTENANCE FUEL SYSTEM

Maxxum tractors feature a premium fuel filtration system as well as a standard water sensor that prevents damage to the fuel system. Like the oil change, the fuel filter change service interval is 600 hours, so it's easy and convenient to schedule. It adds up to maximum fuel system protection for increased reliability and long component life.







LOADER-READY WHEN YOU ARE

LOADERS FOR MAXXUM TRACTORS

	PTO HP	PRIME-LIFT 50	VISION-LIFT 50	VISION-LIFT 60
Mechanical Self-Leveling		Yes	Yes	Yes
Non Self-Leveling		Yes	Yes	Yes
4-CYLINDER				
Maxxum 110	90	•		
6-CYLINDER				
Maxxum 125	105		•	
Maxxum 140	120		•	•

Case IH Maxxum tractors are available loader-ready and designed to operate as a system with the three models available. And to make sure you get the productive loader work out of your Maxxum, there's a wide range of buckets and tools. That way you can easily select the perfect tool or attachment, no matter what you need to get done.

THREE LOADERS, ONE STANDARD OF EXCELLENCE

Case IH offers three loader models that fit the Maxxum range, all featuring fast, easy mounting and rugged, durable construction. And they all give you the option of mechanical leveling as well as a wide range of buckets and attachments.

A BIG TOOLKIT TO CHOOSE FROM

Like the man says, if you can't find it here, you probably don't need it. The Case IH Maxxum series offers more than 20 tools and attachments, including:

- Heavy-duty and high-volume buckets
- Forks
- Grapples
- Bale spikes
- Grips
- Lifters
- Cutters

**MORE THAN TRACTORS TO WORK FOR YOU:
WE'VE GOT PEOPLE TO WORK WITH YOU**



Case IH puts more professionals in the field than anybody in the industry. We've got a network of dealers with the expertise to equip you, advise you and support you every way they can. There are parts and service technicians ready to assist you before, during and after the sale. CNH Capital will work with you to customise financing solutions to identify what works best for your situation. It's an integrated system, with equipment, maximum service and financing options in one package – all focused on getting you ready for whatever comes next for you and your operation.



IT'S LIKE HAVING A PARTNER BESIDE YOU ALL SEASON

Case IH has more professionals in the field working alongside producers than anyone else – two out of three Case IH employees work right where you do. Case IH dealers have the know-how to help you manage your equipment investment to get the most out of every dollar. Our parts and service technicians have the skills and expertise it takes to maintain your equipment and keep it operating at peak performance. And CNH Capital can work with you to customise financing solutions that fit your unique needs. It's an entire system with only one goal in mind – to keep you up and running, working the way you want.



STANDARD REDCOVER PLUS PROTECTION PLAN (SPP)

At Case IH we understand the importance of your product being serviced and maintained in good working order when it counts. We recognise you expect your product will deliver on the ever increasing productivity demands. Case IH customers deserve the additional peace of mind of knowing your product is covered should the unexpected occur with 3 years / 3000 hour standard REDCover Plus Protection Plan (SPP).



OFFERING FINANCIAL SOLUTIONS FOR MORE THAN 50 YEARS

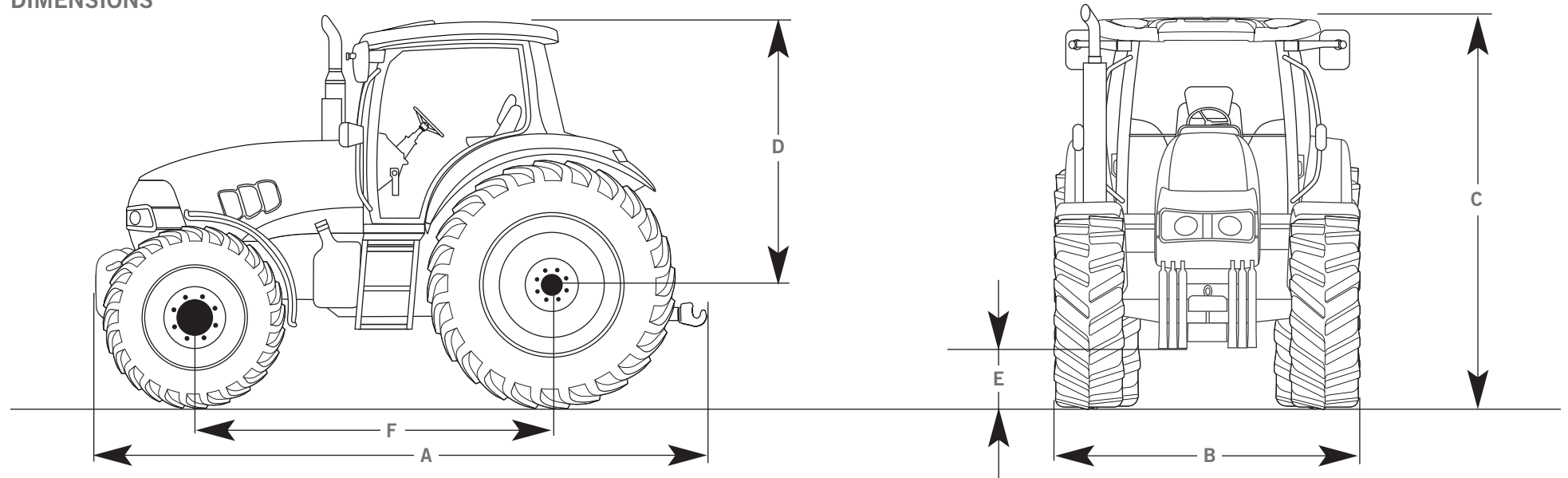
CNH Industrial Capital's extensive experience in the agricultural industry has created a deep understanding of your unique needs. Competitive equipment financing with flexible payments can be timed to your cash flow. Or, conserve capital and reduce upfront payments with operating lease options. For other needs, choose from commercial revolving accounts specific to the agricultural industry. We can even help you protect your equipment investment with a wide variety of insurance and equipment protection products. There are financing options that fit the way you farm. CNH Industrial Capital helps you find them.

MAXXUM SERIES TRACTOR SPECIFICATIONS

TRACTOR MODELS	MAXXUM 110	MAXXUM 125	MAXXUM 140
ENGINE			
Aspiration / Emission level	Turbo intercooler / Stage 3A		
Capacity / No. of cylinders	4485 / 4	6728 / 6	6728 / 6
Rated engine power ECE R120 ¹⁾ (kW/hp)	82 / 112	93 / 126	104 / 141
Rated engine power ECE R120 ¹⁾ – Power Management ²⁾ (kW/hp)	-	-	-
Rated engine speed (rpm)	2200		
Maximum engine power ECE R120 ¹⁾ @ 1900/2000rpm (kW/hp)	82 / 112	93 / 126	104 / 141
Maximum engine power ECE R120 ¹⁾ – Power Management ²⁾ (kW/hp)	-	-	-
Max. torque at engine rpm ECE R120 (Nm)	510 / 1400	555 / 1250	625 / 1250
Max. torque ECE R120 at 1600rpm – Power Management ²⁾ (Nm)	-	-	-
Torque rise (%)	43	38	39
Fuel tank capacity (l)	176	250	250
TRANSMISSION*			
Type	Powershift, Powershuttle		
Number of speeds / with creeper (FxR)	16 x 16 / 32 x 32		
Number of speeds Economy 40kph or 50kph (FxR)	17x16		
FOUR-WHEEL DRIVE AND STEERING			
Four-wheel drive engagement	Electro-hydraulic with Auto 4WD and Auto Diff lock*		
Steering angle (°) / Optimum turning radius (m)	55 / 4.04	55 / 4.36	55 / 4.36
POWER TAKE OFF			
Type	Electro-hydraulic shifttable with progressive PTO control		
Speeds (rpm)	540 / 540E / 1000		
Engine speeds (rpm)	1969 / 1546 / 2120		
Front PTO* speed / Engine speed (rpm)	1000 / 2120		
HYDRAULIC SYSTEM			
Max. pump flow and system type main hydraulic	113 l/min with pressure flow compensation/sensing		
Control	EHC (electronic hitch control) with hitch ride control		
Maximum lift capacity at ball ends with arms horizontal (kg)	7864		
Remote valve configuration	up to 4 rear remotes, 1 power beyond, 2 mid-mounts (mechanical)		
Front hitch* max. lift capacity (kg)	3700		
WEIGHTS* AND DIMENSIONS³⁾ WITH CAB 4WD			
Minimum weight / Permissible total weight (kg)	4790 / 9000	4910 / 9000	4920 / 9000
A: Overall length / B: Minimum width / C: Minimum height - low roof (mm)	4292 / 1873 / 2694	4532 / 1913 / 2702	4532 / 1913 / 2702
D: Height at centre of rear axle / to top of cab - Low roof / Standard / Standard with cab suspension (mm)	1980 / 2100 / 2165		
E: Ground clearance under drawbar (mm)	427	478	478
F: Wheelbase standard / suspended front axle (mm)	2412 / 2421	2652 / 2661	2652 / 2661
STANDARD TYRES⁴⁾			
Front / Rear	13.6 R24 / 16.9 R34	14.9 R24 / 16.9 R38	14.9 R24 / 16.9 R38

*To comply with legislation and specification in your country 1) ECE R120 correspond to ISO 14396 and 97/68/EC 2) Power Management is only available during mobile PTO and haulage applications 3) With standard tyres 4) Other tyres on request

DIMENSIONS



MAXXUM CVT ALSO AVAILABLE

(see Maxxum CVT brochure for more information)





caseih.com

SAFETY NEVER HURTS!™ Always read the Operator's Manual before operating any equipment. Inspect equipment before using it, and be sure it is operating properly. Follow the product safety signs, and use any safety features provided. CNH Australia Pty Ltd reserves the right to make improvements in design and changes in specifications at any time without notice and without incurring any obligation to install them on units previously sold. Specifications, descriptions and illustrative material herein are as accurate as known at time of publication, but are subject to change without notice. Availability of some models and equipment builds varies according to the country in which the equipment is used. ©2013 CNH Australia Pty Ltd. All rights reserved. Case IH is a registered trademark of CNH America LLC. Any trademarks referred to herein, in association with goods and/or services of companies other than CNH America LLC, are the property of those respective companies. Printed in Australia. www.caseih.com 17AUSMAX001

CASE IH
AGRICULTURE
THE HEART OF FARMING BEATS RED